

# ROBUST RRT42.3-MCB-4.1




## Supplement to the ROBUST 42, 43 and 44 Connecting and Operating Instructions (AOPD type 4)

In order to bring together all the safety-related signals for a muting control device, ideally using the safety interface modules MSI-m/R(T) and MSI-mx/RX(Tx), a special version of the ROBUST has now been developed

### ROBUST RRT42.3-MCB-4.1

RRT42.3-MCB-4.1 with integrated signal lamp. The built-in M12 sockets in the profile of the multibeam safety light barrier make it an easy matter to connect the cable to the switch cabinet. Connections for muting sensors with sequential muting, 4-sensor muting as parallel muting, additional muting signal lamp and start/restart button.

 More technical data see connecting and operating instruction ROBUST 42, 43, 44 (AOPD category 4).


### Leuze electronic GmbH + Co. KG

Liebigstrasse 4  
82256 Fuerstenfeldbruck / Germany  
Phone +49 8141 5350-0  
Telefax +49 8141 5350-190  
info@leuze.de  
www.leuze.com

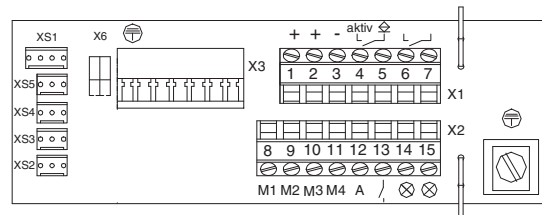
## Features

- M12 socket for muting signal lamp and on-the-spot start/restart button
- M12 sockets for muting sensors
- Only one cable required for connecting to the switch cabinet
- Large terminal compartment with pull-out terminal
- Compact profile with adjustable sliding blocks
- Parallel and sequential muting both possible
- Activation of the muting sensors by means of separate operating voltage is possible

## Electrical Connection

 The only permissible operating and switching voltage (e.g. for relay outputs) is 24V DC. The cable connection to the switch cabinet must be laid in such a way that it is adequately protected against mechanical damage.

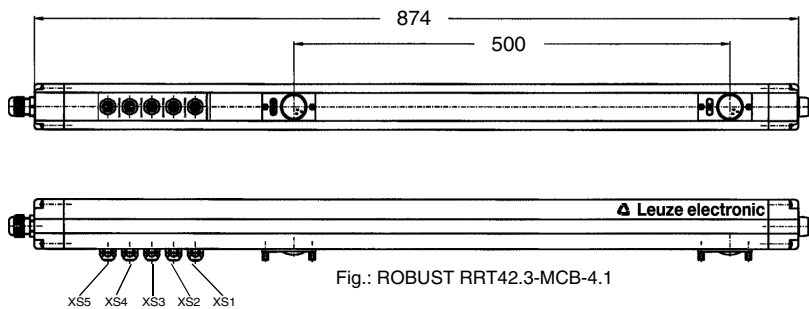
### PCB view:



### Connection assignment:

Pin	Function	Comment	XS Assignment
1	+ 24 V	Supply voltage	XS1 Pin4
2	+ 24 V		
3	0 V		XS1,2,3 Pin3
4	K1.1		
5	K1.2		
6	K2.1		
7	K2.2		
8	M1	Muting sensor output	XS2 Pin4
9	M2	Muting sensor output	XS3, Pin4
10	M3	Muting sensor output	XS4, Pin4
11	M4	Muting sensor output	XS5, Pin4
12	+ 24 V	Supply voltage of muting sensor	XS2 Pin1
13	Start-Key		XS1 Pin2
14	Muting lamp	Internal indicator	
15	Muting lamp		XS1 Pin1

## Dimensional Drawing



## Technical Data

Safety classification	Category 4
Operating voltage	24V DC +/- 15%
Residual ripple	< 10%
Power consumption (with RRT42)	(ohne Last) ca. 600 mA
VDE protection class	1
Protection level	IP 65
Weight	320 g + RRT 42
Housing	Aluminium extruded profile
Colour	RAL 1021, no lead or cadmium content

## Ordering Information

Art. no.	Typ	Designation
909678	RRT42.3-MCB-4.1	Multiple Light Beam Safety Device, Transceiver